



Rivers
Trails *and*
Conservation
Assistance
(Program)

Lending A Helping Hand Through Partnerships



Lisa Holzapfel
Program Leader



Heather Rice
Outdoor Recreation Planner



National Park Service
Alaska Region
RTCA

Sasquatch
or just a
typical day
laying out
trail in
Alaska?
You decide.



RTCA!

A NPS community assistance program



RTCA!

Lends NPS expertise to community-led natural resource conservation and outdoor recreation projects



*~70 staff
nationwide*



2 in Alaska



Rivers, Trails, & Conservation Assistance Program

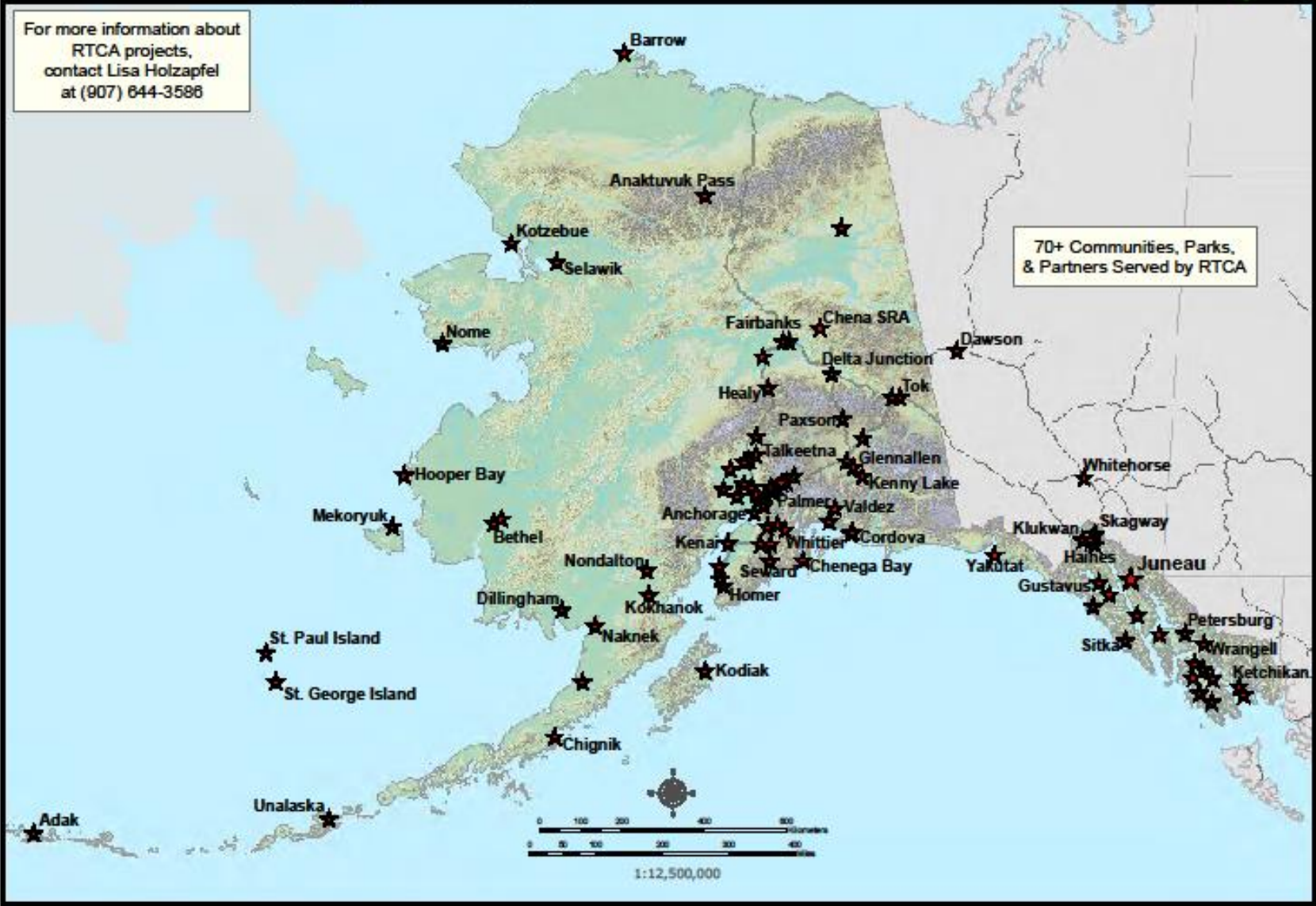
NPS RTCA Alaska Projects, Community Outreach 1990-2010

National Park Service
U.S. Department of the Interior




For more information about
RTCA projects,
contact Lisa Holzapfel
at (907) 644-3586

70+ Communities, Parks,
& Partners Served by RTCA



When someone has an idea...



for an outdoor recreation

or

a natural resource conservation

project

They apply for technical assistance...

***RTCA helps turn ideas
into action!***



We work with everyone...

Our community partners include:

- ❑ Non-profits,
- ❑ Community groups,
- ❑ Tribes,
- ❑ Local, state, and federal governments, and
- ❑ Individuals



Our partners lead...

*We count on the
drive,
commitment, and
enthusiasm of
community
members to carry
out the project.*



RTCA empowers...

We teach partners to:

- ❑ Think & plan strategically,
- ❑ Communicate ideas,
- ❑ Build relationships,
- ❑ Find funding sources,
- ❑ Navigate state & federal regulations,
- ❑ Design & construct trails,
- ❑ Create water way & conservation networks.



**WHY ARE RTCA COMMUNITY-LED
PARTNERSHIPS
RELEVANT TO THE NPS?**

Close-to-Home = Personal Connections



- When RTCA helps youth **connect** to their back yard open space
- When RTCA helps families **explore and appreciate** their neighborhood trails and local park systems
- When RTCA encourages families to enjoy **time outside** together



Their connection with
their landscape is
re-kindled

Personal Connections

= long-term commitment

- And when people are re-connected to the landscape, they explore bigger opportunities – **like visiting state parks!**
- They become actively engaged in protecting and maintaining their public places



**And they develop a
long-term commitment
to their public lands**

Long-term Commitments = Lifetime Constituents



□ Then generations become re-connected to the great outdoors and their **National Parks**



**And new stewards and lifetime constituents
are born!**

The NPS is made **RELEVANT** to Americans...

(...in part...)

...because RTCA extends the benefits of natural resource conservation and outdoor recreation to communities and individuals throughout the country.





So now that you know about the NPS RTCA...

*Let's talk best management practices and
lessons learned...*

Best Management Practices

□ Use Interest-Based Problem Solving

Interests = needs, desired, fears, concerns behind a position.



“By focusing on underlying interests rather than overt positions, resolution-resistant conflicts often become solvable.”

(Michelle Maiese)

Best Management Practices

- Teach By Example (templates are worth a 1000 words)

The following table presents the actions that need to be implemented over the next six months to meet the goals and objectives of this outreach plan.

STRATEGY	ACTIONS	RESPONSIBILITY	DATE
Administrative Details			
FOR EXAMPLE: Manage a Contact Log	Document contacts made (name, date, key topics discussed, follow-up needed).	Name	On-going
	Retain contact logs at one site (KSCS-344010).		On-going
FOR EXAMPLE: Develop List Serve(s)	Create list-serve whose membership names, interests, contact information, and contacts made (when & who). Include existing mailing list and "Key Stakeholders" in list-serve. Continuously update list-serve as new contacts are made.	Name	On-going
Goal 1, Objective 1: none			

SITE REVIEW FORM

Site Name (name, street landmarks, other descriptors): _____

Date & Time of Arrival & Height of Tide: _____

Date & Time of Departure & Height of Tide: _____

Reviewer Name, Phone & Email Contact: _____

SITE LOCATION:

Latitude: _____

Longitude: _____

Source: GPS map marine chart
 GPS Datum (if known) NAD83 NAD68/USG83

Land Owner (if known): _____

City Private (e.g., Native Corporation, Mental Health Trust, University)

State of Alaska Other: _____

Federal _____

HOW DID YOU GET TO THE SITE?

Please check all that apply (including primary and secondary access methods):

Sailing Vessel (Length _____ ft) Kayak

Boat (Length _____ ft) Rowboat

Motor Vessel (Length _____ ft) Water Taxi

Canoe Other Vessel Type: _____

WHAT ARE THE LANDING CONDITIONS?

Please check all that apply:

Height of Tide at Landing _____

Mooring Buoy Registered/National Shell

Shady Shore Deep Gravel

Beach Drift Sandy Shore Shaded Gravel

Boat Ramp Gravel Shore Algae

Anchor Site Rocky Shore Other: _____

06/02/2013

ACTION	RESPONSIBILITY (NAME)	START DATE	END DATE	COMMENTS
STEERING COMMITTEE				
Create and manage electronic list-serve to track progress and expenditures.	+ (potentially Mary/Kid/local college student?)	April 2013	May 2013	Look at Alaska Trail's Quadrants budget as an example.
OUTREACH AND EDUCATION SUBCOMMITTEE				
Prepare and give KSCS7 article contact:	+ Dave Thomas (lead) + Brian DeKeyser + Stanslie Woodling + George Rensing + Andrew Hawn	April 2014	May 2013	
Create KSWT website:	+ Brian DeKeyser (lead) + Erica (Kachemak design/website construction) + KSWT Steering Committee + DeKeyser website (see this folder) + Susan Ruckley (see this folder) + Tim Tully (photographs, other media) + Bill Scott (photographs) + Andrew Hawn (legal expertise) + Bob Blumhagen (outreach/communications expertise) + Janet Ellis (archiving/volunteer resources) + Jolene Hayes (branding) + Sarah Kosterer (branding) + Janet Ruckley (design & GIS/ESRI)	April 2013	September 2013	KPS Challenge: Low Shery Program grant funds.
Create official KSWT map, official KSWT brochure, and safety information for hikers:	+ Heather Rice, RECA (lead) + Lee Woloshin, RECA + Ming Anderson, Alaska State Parks + KSWT Steering Committee	August 2013	June 2014	KPS Cooperative Agreement with Alaska GPS Division of Parks and Outdoor Recreation.

Draft Prepared by Heather Rice, KPS-RECA
April 29, 2013

- Provide organization and planning tools to help communities keep the project moving forward.

Best Management Practices

- Demonstrate What Needs To Be Done (learn by doing)



Best Management Practices

□ Use Cutting Edge Tools – Social Media



Palmer Bike Park
*
Mind Mixer

1. Go to www.bikepalmer.com
2. Click on "About the Project"
3. Click video to play

Best Management Practices

- Use Cutting Edge Tools - Graphic Facilitation



Great Participation!



"Wow, I didn't expect this meeting to be so much fun!"



Lessons Learned


□ Know What You're There For



- *Agree on clearly defined roles, expectations, and responsibilities up-front.*
- *Put it in writing (a letter or MOU/General Agreement).*

Lessons Learned

□ Know Your Partners' Limits



- *Community volunteers are not paid employees.*
- *Volunteers = The Same Few = Wear Many Hats = Limited Capacity*
- *Expect projects to take longer.*


Lesson Learned

- *Organizing is 90% reminder calls.* - Fred Ross



Lessons Learned

□ Let the Grassroots Grow (Scenic Byways Resource Center)



- *Guide and assist, but let the community partners lead.*
- *NPS RTCA is not in the driver's seat; community-led projects are directed by grassroots efforts (bottom-up).*

Lessons Learned

- Nothing Breeds Success Better Than Success Itself!



2007 Hillside Singletrack (7.5 miles)



*2011 Kincaid Singletrack (9 more miles)
2013 Kincaid Singletrack (6 more miles)*

Lessons Learned

- Community-Led Success Breeds More Than You Can Imagine!



What began as an ATV trail to protect subsistence resources around Hooper Bay...



...Led to families getting out and walking, elders getting back to the land and sharing knowledge, even people bicycling!

A photograph of four young people (two boys and two girls) standing in a field of tall purple flowers. They are all smiling. The boy on the left is wearing a white hoodie with a logo that says "Splash into Summer" and "NPS". The boy in the center is wearing a light blue cap and a light blue hoodie. The girl in the center is wearing a maroon cap and a dark blue jacket. The girl on the right is wearing a dark jacket with a red stripe. The background is a dense forest of trees.

Partnership Programs connect communities to the NPS mission at home and help keep the NPS relevant to all Americans.

www.nps.gov/rtca

<http://go.nps.gov/alaska/rtca>

Applications Due August 1